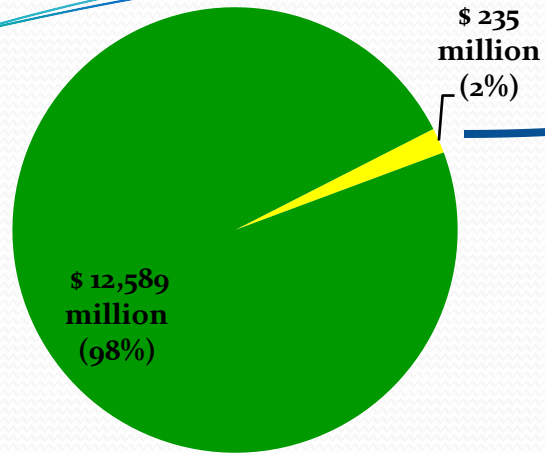


Pakistan and India Trade Relations

Prepared by
Research & Analysis Directorate / WTO Cell
of
Trade Development Authority of Pakistan

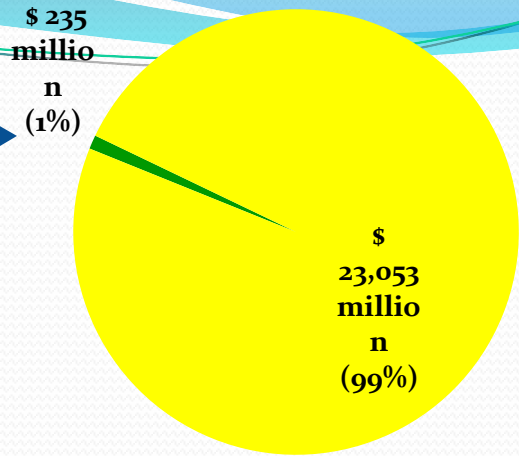




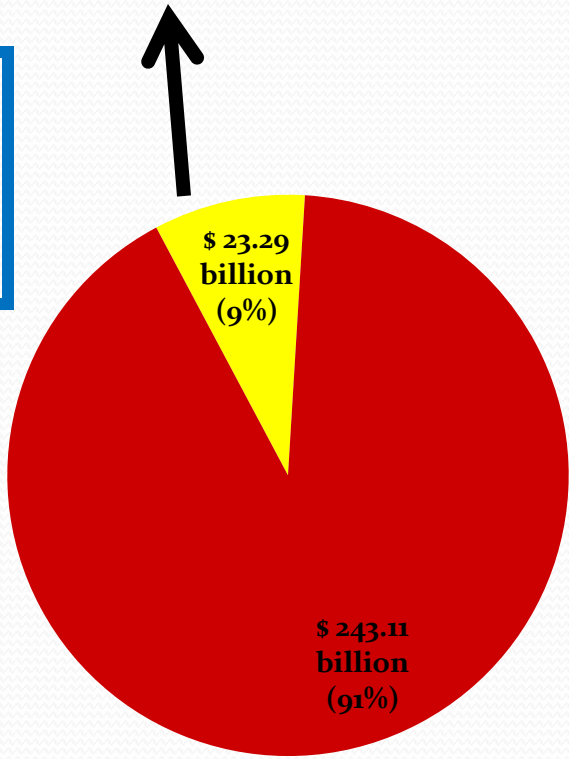
Pakistan total export to world = \$ 12.8 billion of those commodities which Pakistan export to India
Pakistan export to India = \$ 235 million .
Number of products are 181 (at 6-digit HS Level) = 398

Ranking 68th amongst India's importing partners in 2009

Pakistan exports to India representing 1% market share of a range of products constituting 8.7 % of India total imports



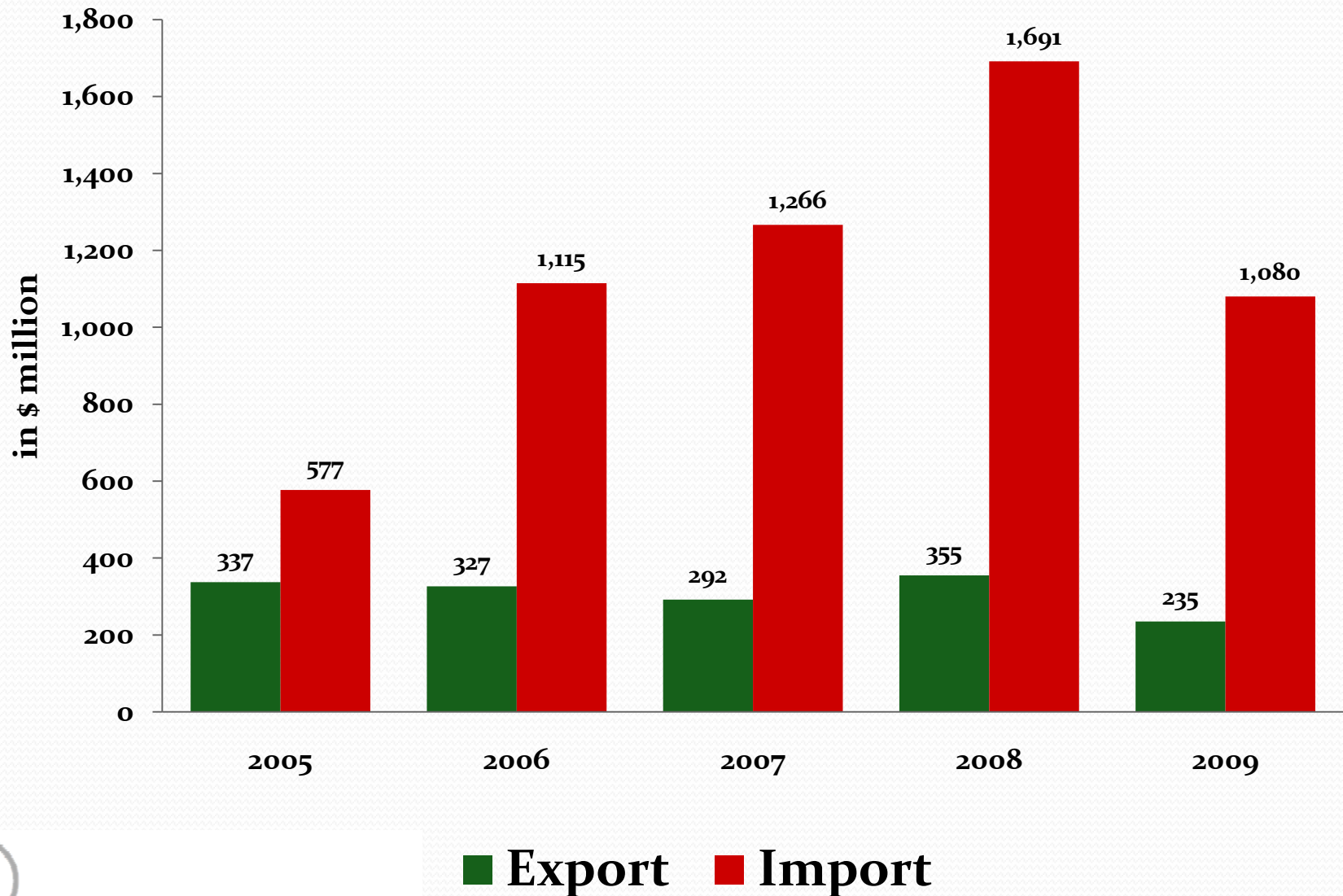
India import of products which Pakistan exported in 2009



India imports = \$ 266.4 billion



Pakistan – India Trade Relation



Pakistan's exports to India - Top 20 items at 6-digit HS level

Values in \$ thousand

| | HS code | Product label | 2007 | 2008 | 2009 |
|----|--------------|---|----------------|----------------|----------------|
| | TOTAL | All products | 291,696 | 354,637 | 235,323 |
| 1 | '080410 | Dates, fresh or dried | 33,003 | 35,383 | 44,616 |
| 2 | '271019 | Light petroleum distillates nes | 91,995 | 91,748 | 22,569 |
| 3 | '291736 | Terephthalic acid and its salts | - | - | 21,642 |
| 4 | '252329 | Portland cement nes | 8,198 | 54,654 | 20,349 |
| 5 | '252310 | Cement clinkers | 1,074 | 8,945 | 7,497 |
| 6 | '520100 | Cotton, not carded or combed | 625 | 11,664 | 6,182 |
| 7 | '520932 | Twill weave cotton fabrics,>/=85%, more than 200 g/m2, dyed | 8,027 | 11,512 | 5,582 |
| 8 | '283620 | Disodium carbonate | - | - | 5,024 |
| 9 | '120740 | Sesamum seeds, whether or not broken | - | 63 | 4,156 |
| 10 | '121190 | Plants &pts of plants(incl sed&fruit) used in pharm,perf,insect etc nes | 2,084 | 3,016 | 3,900 |
| 11 | '520942 | Denim fabrics of cotton,>/=85%, more than 200 g/m2 | 1,034 | 2,149 | 3,483 |
| 12 | '520811 | Plain weave cotton fabric,>/=85%, not more than 100 g/m2, unbleached | 297 | 485 | 3,469 |
| 13 | '780110 | Lead refined unwrought | 6,673 | 691 | 3,183 |
| 14 | '520512 | Cotton yarn,>/=85%,single,uncombed,714.29 >dtex>/=232.56, not put up | 3,905 | 4,842 | 3,090 |
| 15 | '290315 | 1,2-dichloroethane(ethylene dichloride) | - | - | 2,987 |
| 16 | '252390 | Hydraulic cements nes | 209 | 903 | 2,911 |
| 17 | '520939 | Woven fabrics of cotton,>/=85%, more than 200 g/m2, dyed, nes | 1,409 | 1,194 | 2,792 |
| 18 | '740400 | Waste and scrap, copper or copper alloy | 1,122 | 1,096 | 2,692 |
| 19 | '901890 | Instruments and appliances used in medical or veterinary sciences, nes | 2,640 | 2,653 | 2,365 |
| 20 | '220720 | Ethyl alcohol and other spirits, denatured, of any strength | 2,089 | 61 | 2,340 |
| | | Sub total | 164,384 | 231,059 | 170,829 |
| | | % of total | 56.4 | 65.2 | 72.6 |

Main features of Pakistan export to India

Pakistan export to India is stagnant around \$ 300 million since 2005. However in 2009 it dropped to \$ 235 million. While imports were continuously rising since and reached to \$ 1.7 billion in 2008 from \$ 577 million in 2005. In 2009 imports dropped to \$ 1.1 billion.

“Dates” were the all time top exporting item, which constituted 19% of the export to India, which was 10 and 11 percent in 2008 and 2007, respectively. “Light petroleum distillates nes” was the second top export item in 2009, while in 2008 this was the 3rd top item.

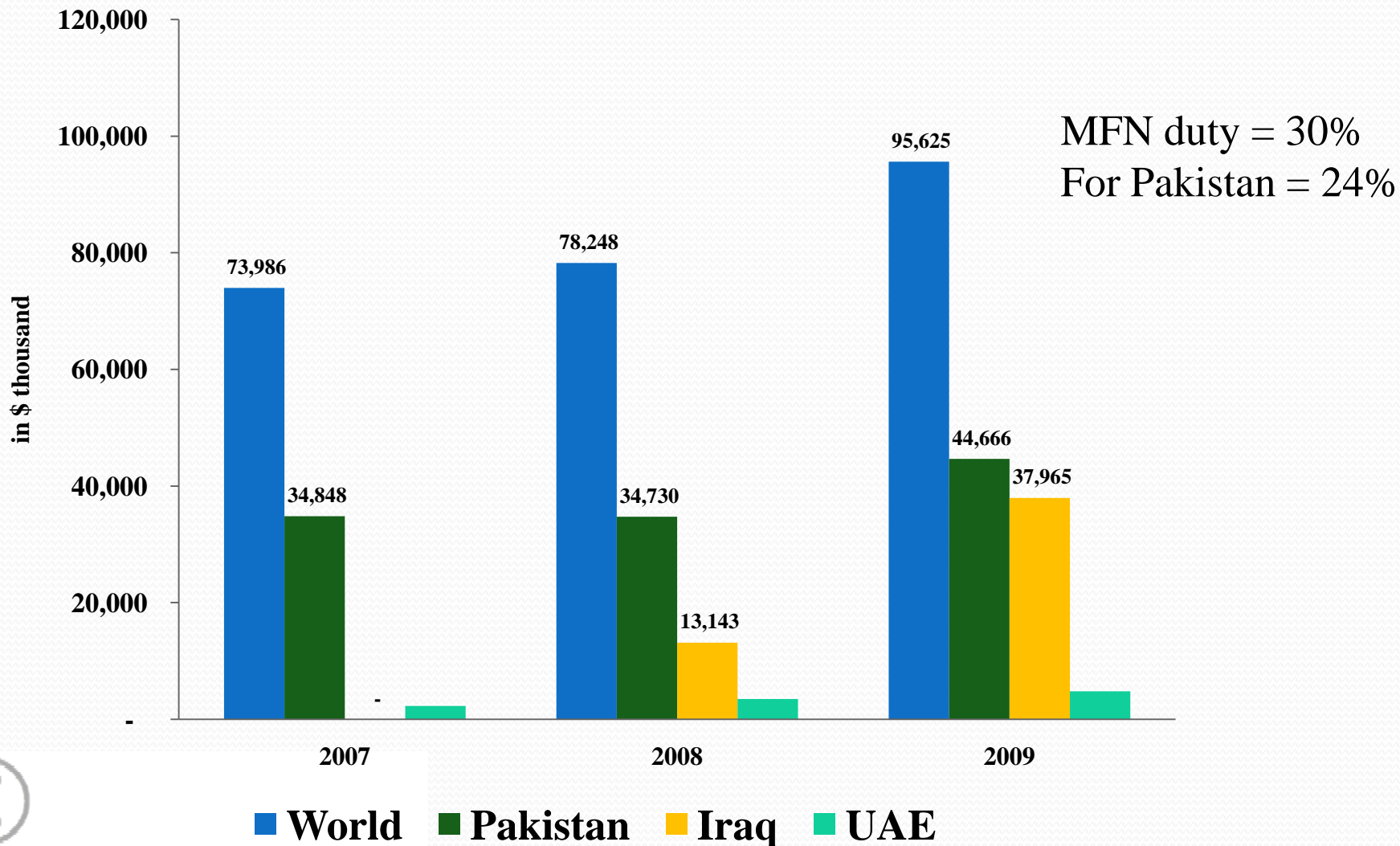
Portland Cement, Cement Clinkers and Hydraulic cement were the next important item. In 2009, these products constituted 13% of the total export. While in 2008 and 2007, these constituted 18 and 3 percent of the total export. In 2009 export value of Cement was \$ 30.6 million and in 2008 it was \$ 64.5 million.

PTA and Disodium carbonate and Ethylene dichloride were those items which were exported in 2009 but were not exported in 2007 and 2008. Export value of these chemicals was \$ 30 million, among which PTA export value was \$ 22 million.

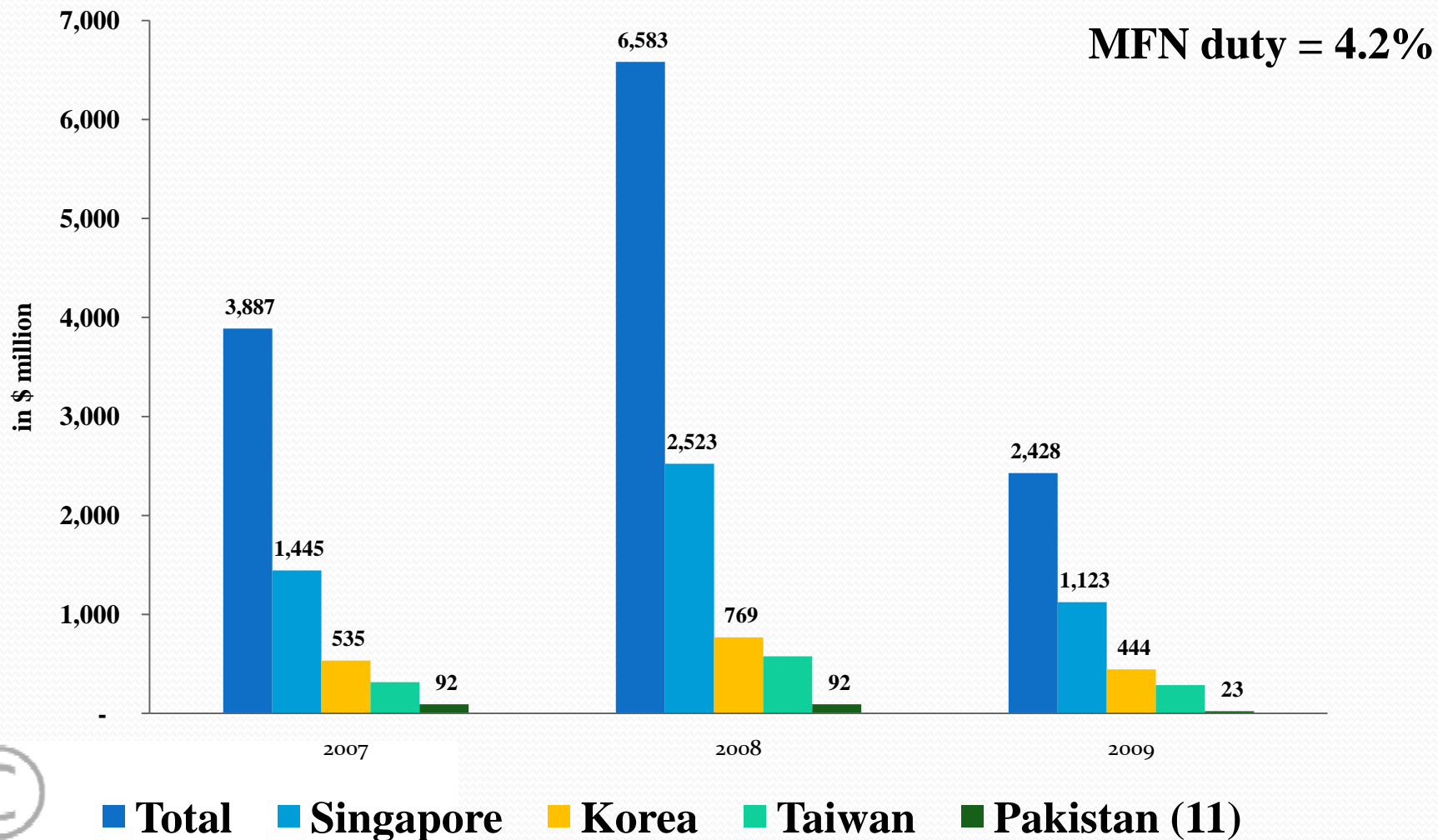
Raw Cotton, Twill weave cotton fabrics, ginseng roots, lead refined, cotton yarn, cotton fabrics, copper waste, surgical instruments and Molasses are important export items which were exported consistently and their export values remains between \$ 2 to 5 million.



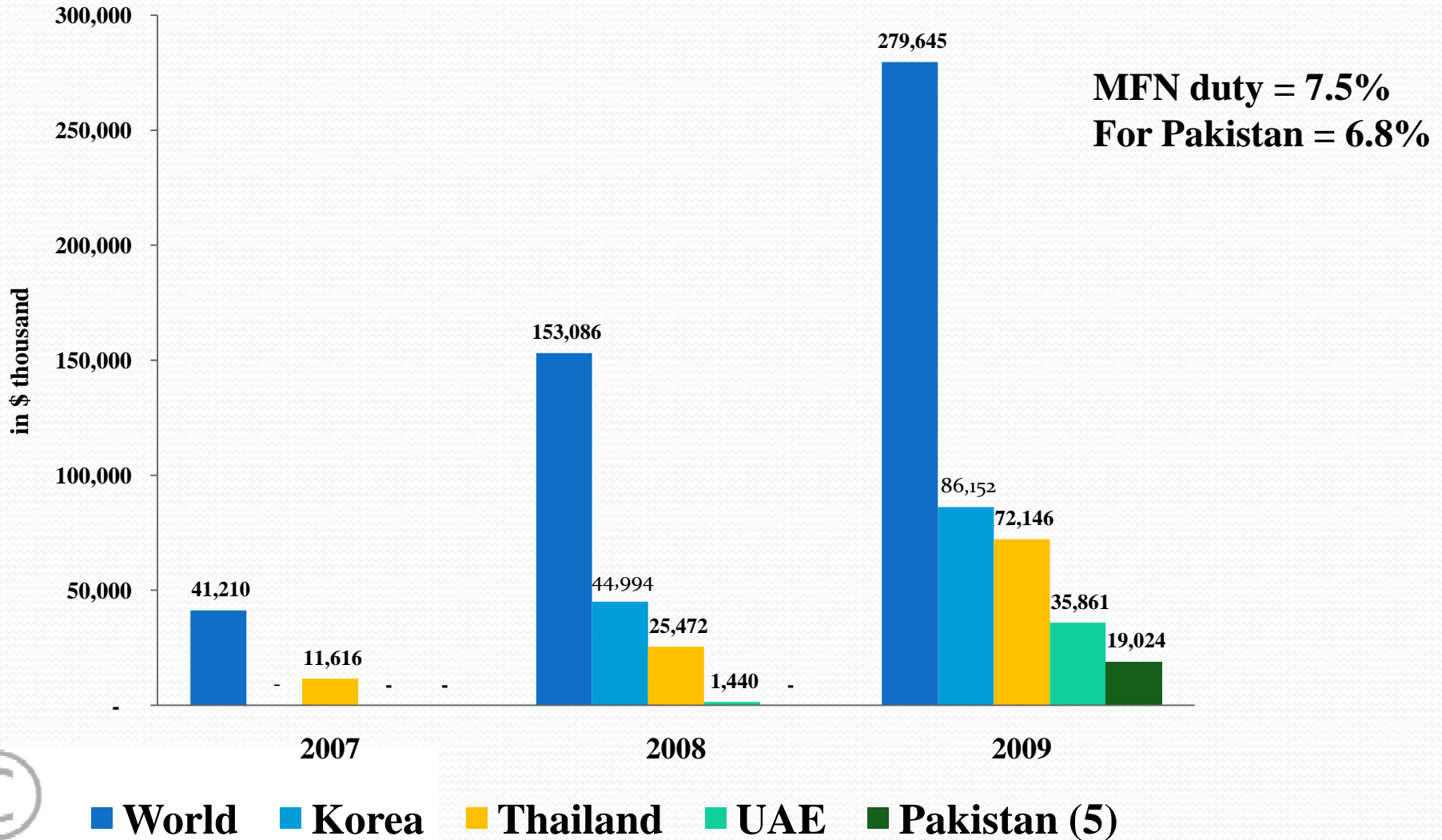
India world import of “Date, fresh or dried” HS - 080410



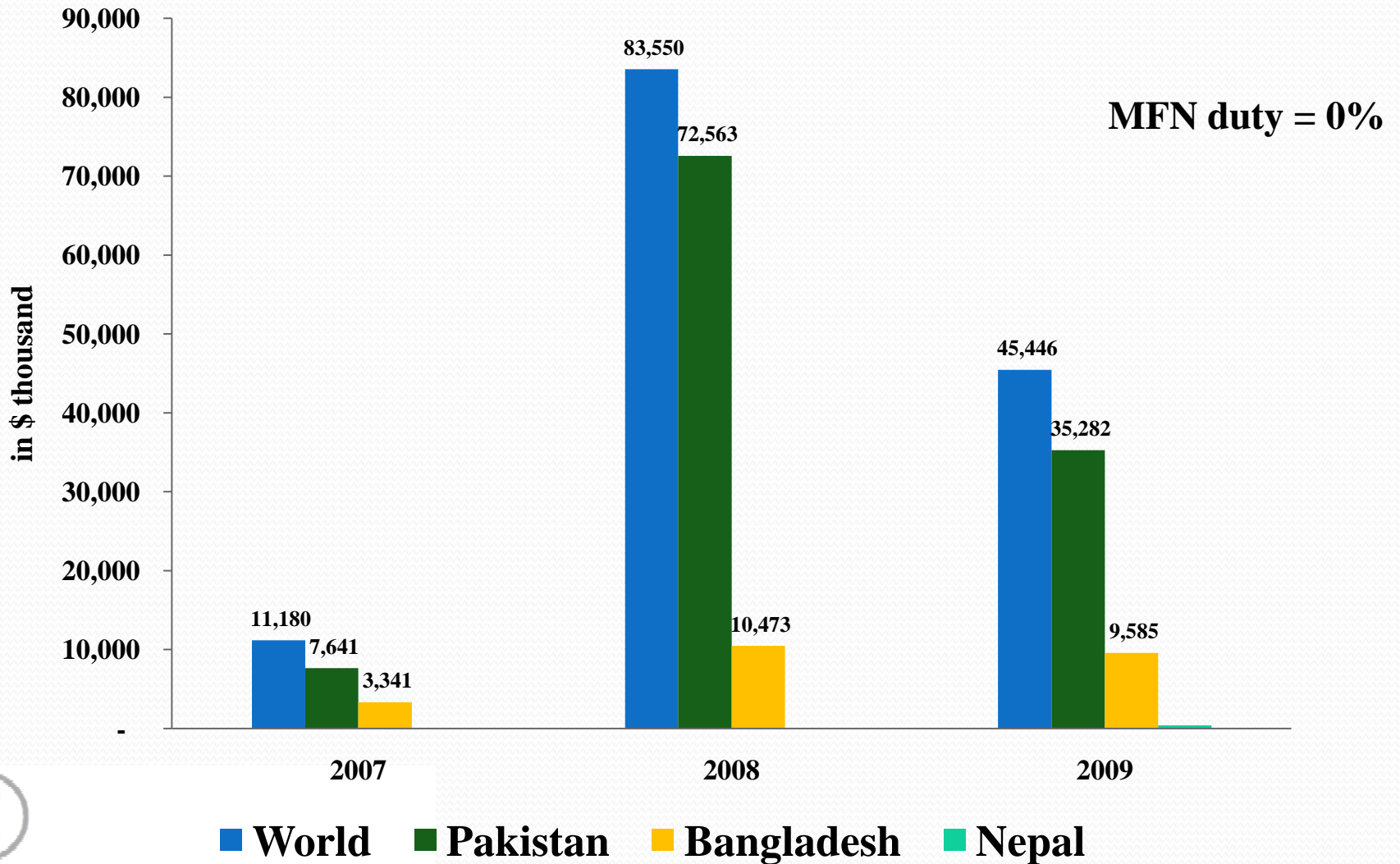
India world import of “Light petroleum distillates nes” HS - 271019



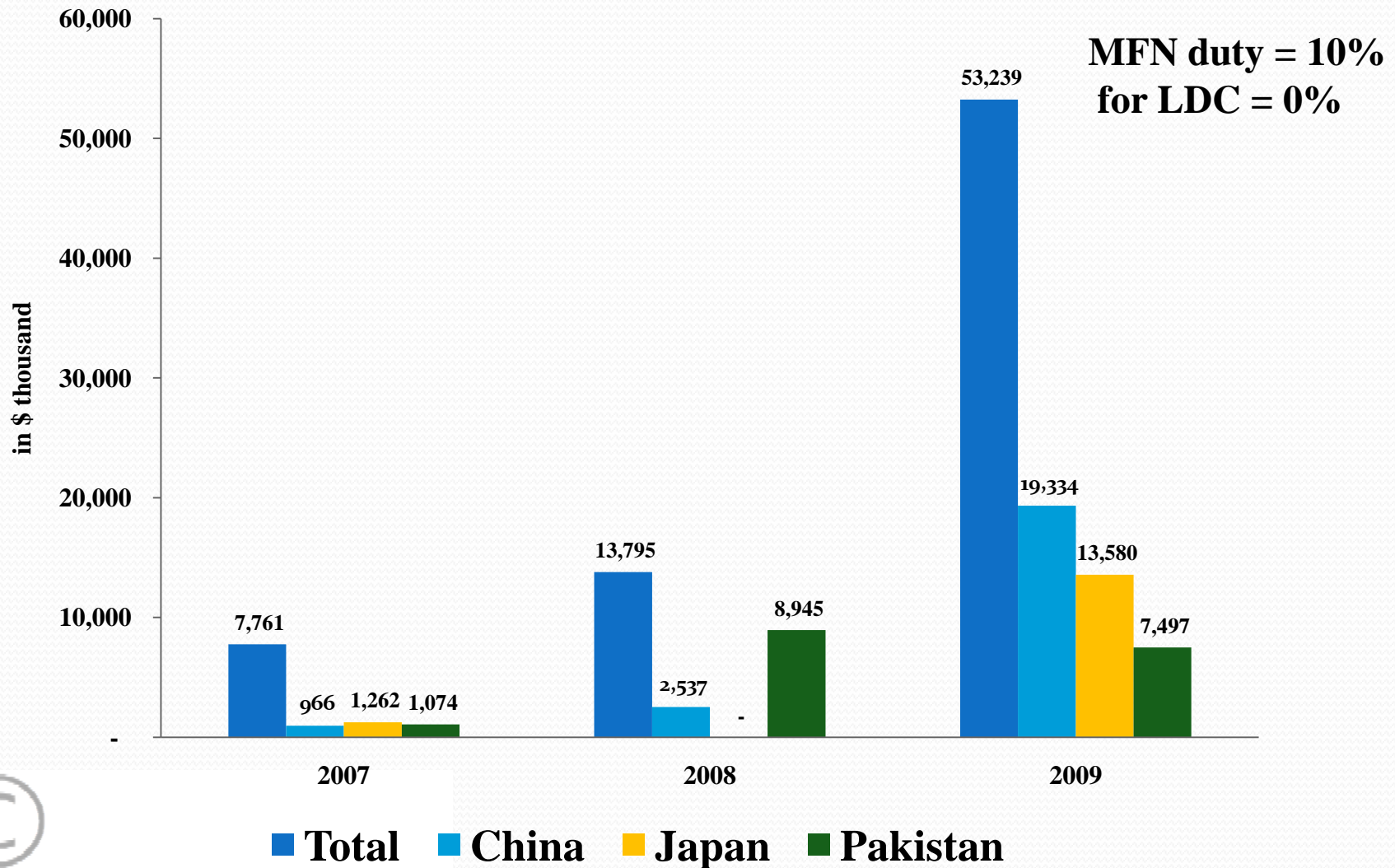
India world import of “Terephthalic acid and its salts” HS 291736



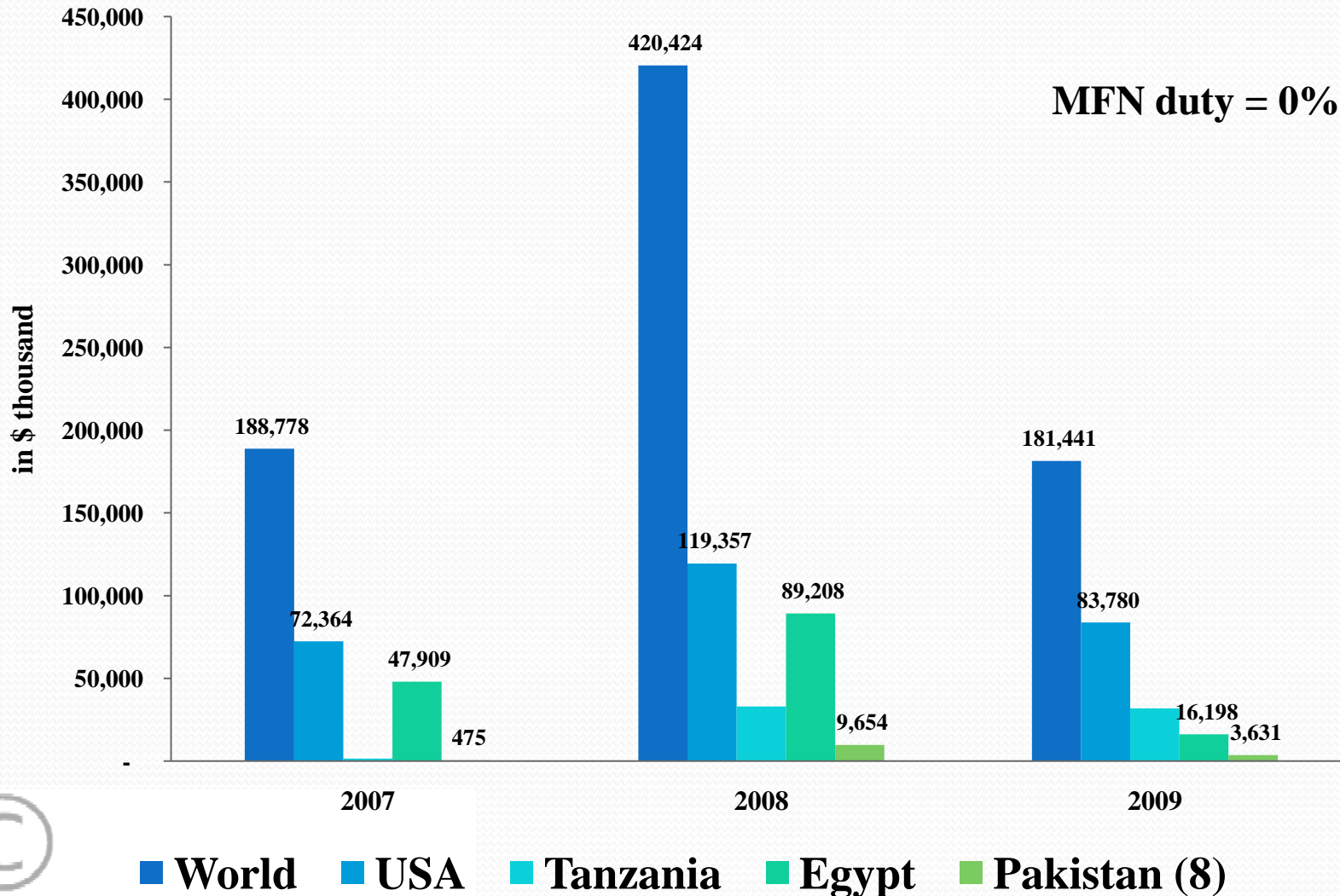
India world import of “Portland Cement” HS252329



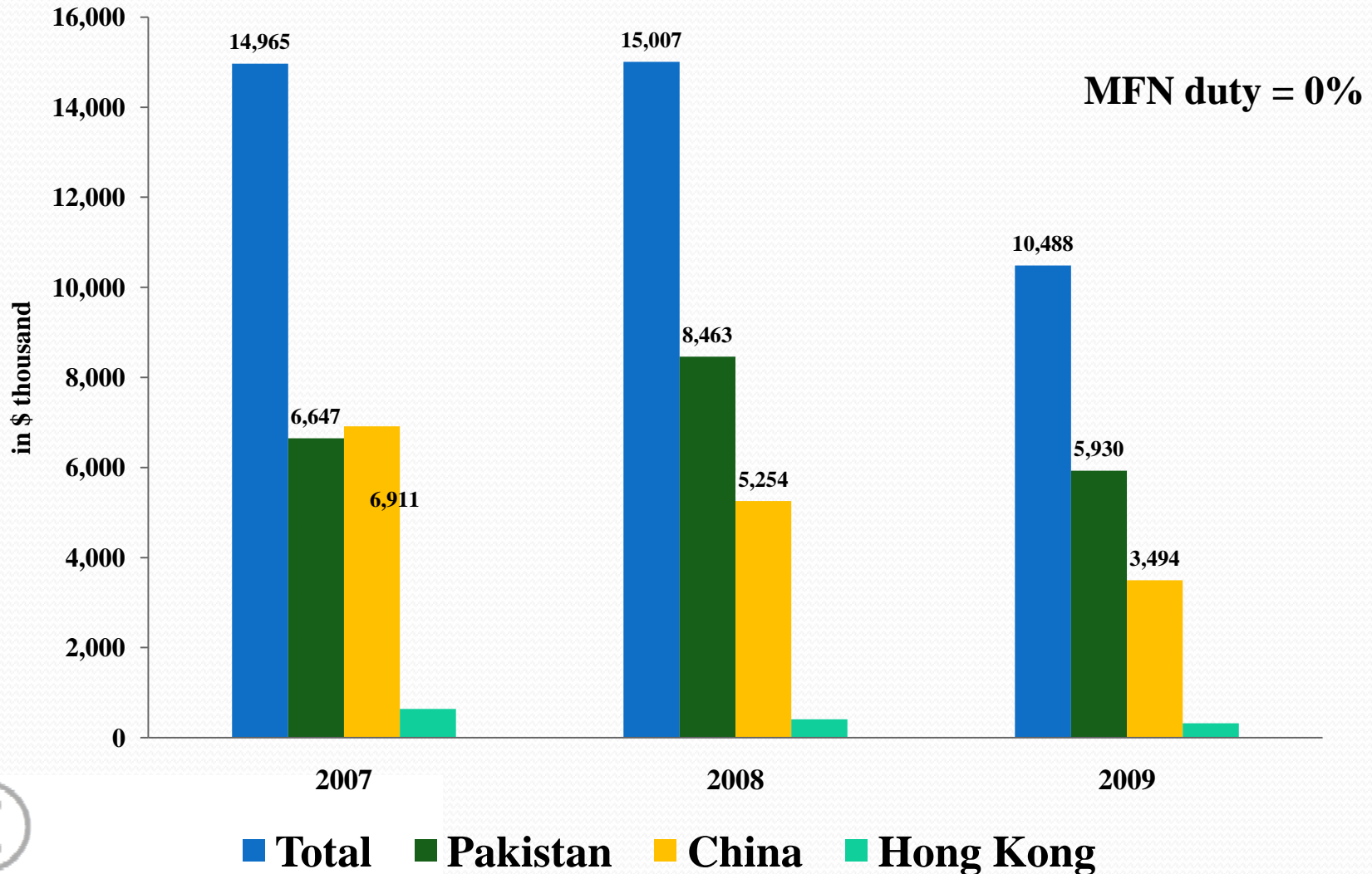
India world import of “Cement Clinkers” HS 252310



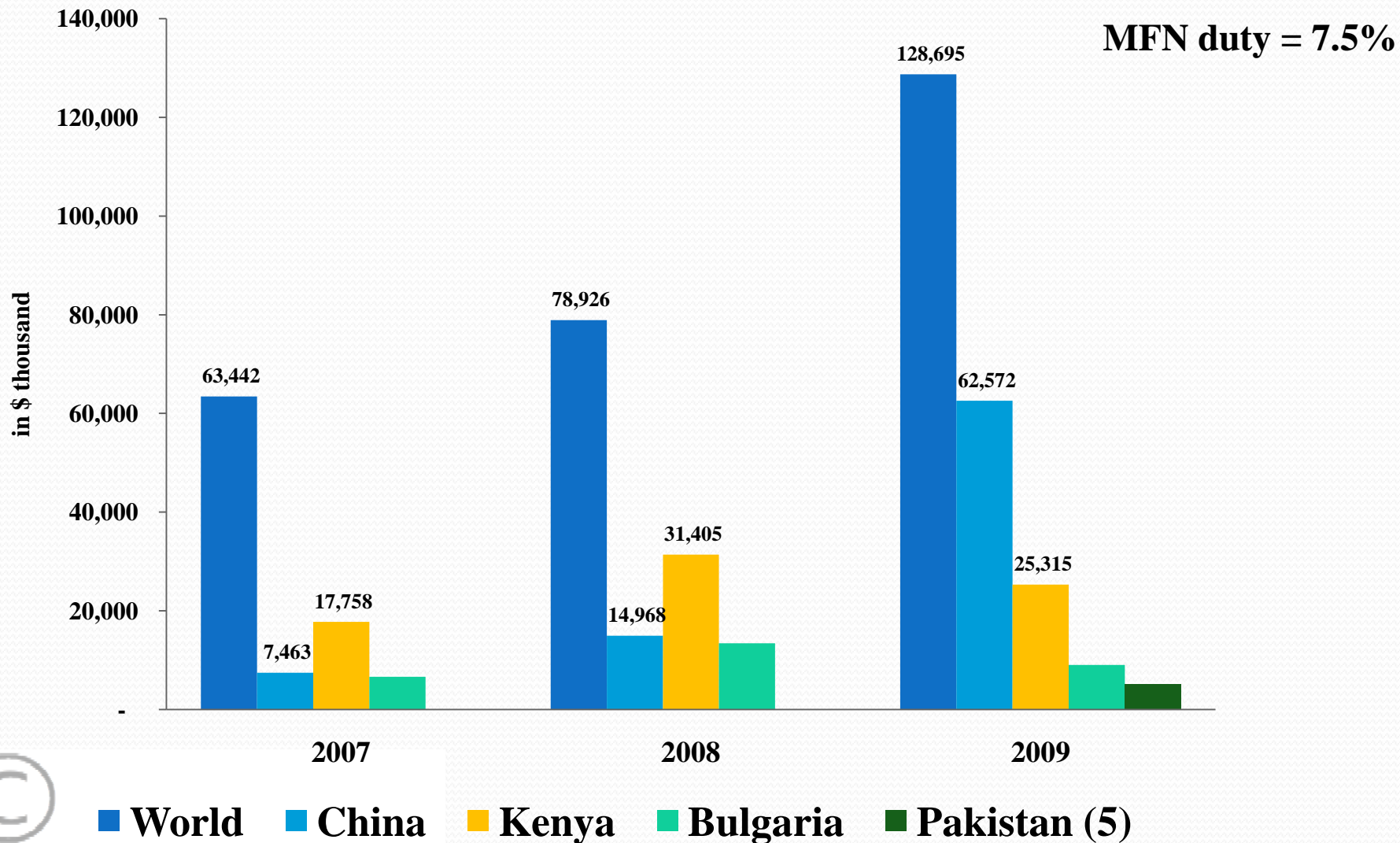
India world import of “Cotton, not carded or combed” HS 520100



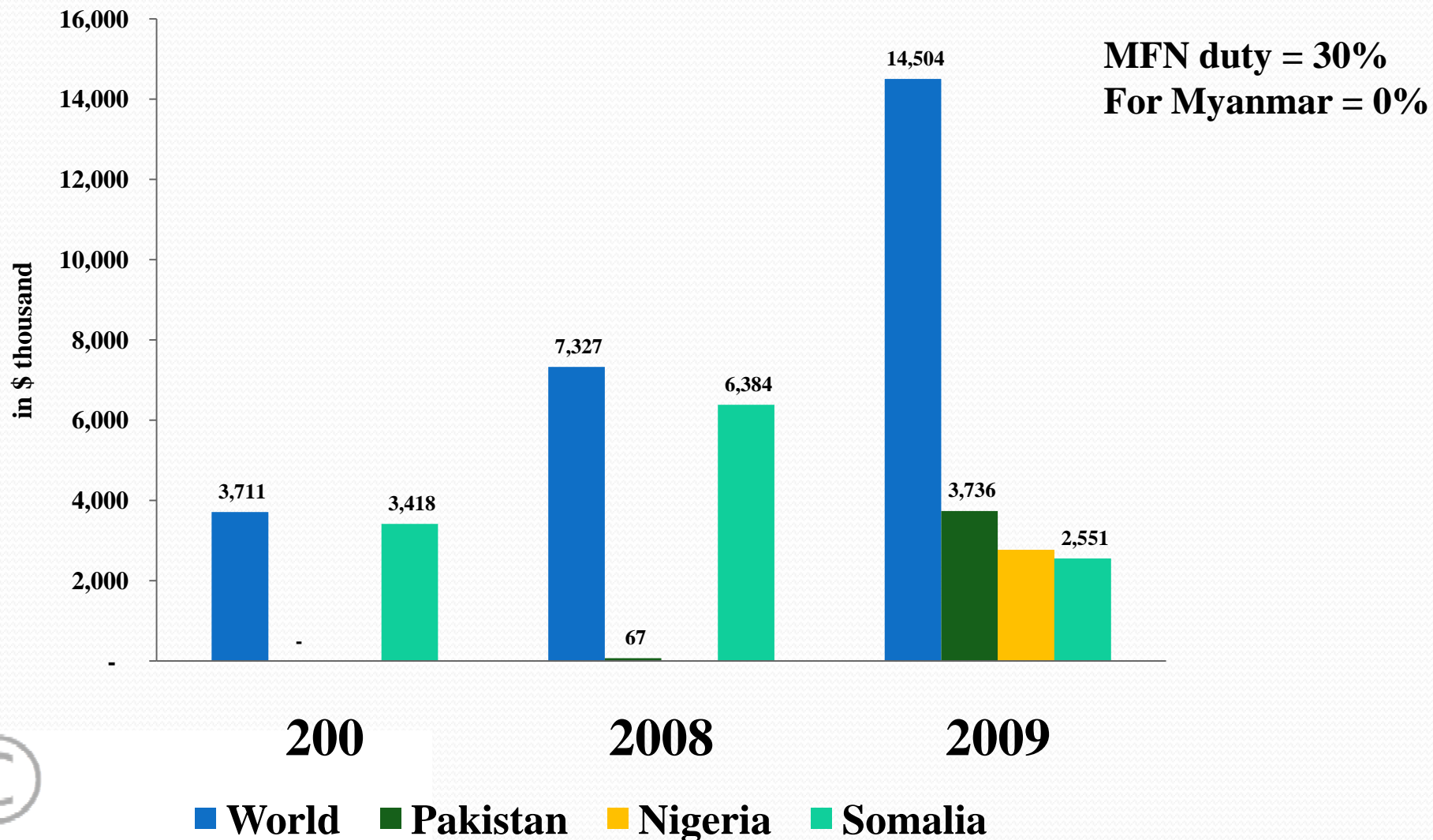
India world import of "Twill weave cotton fabrics >/=85%, more than 200 g/m2, dyed" HS 520932



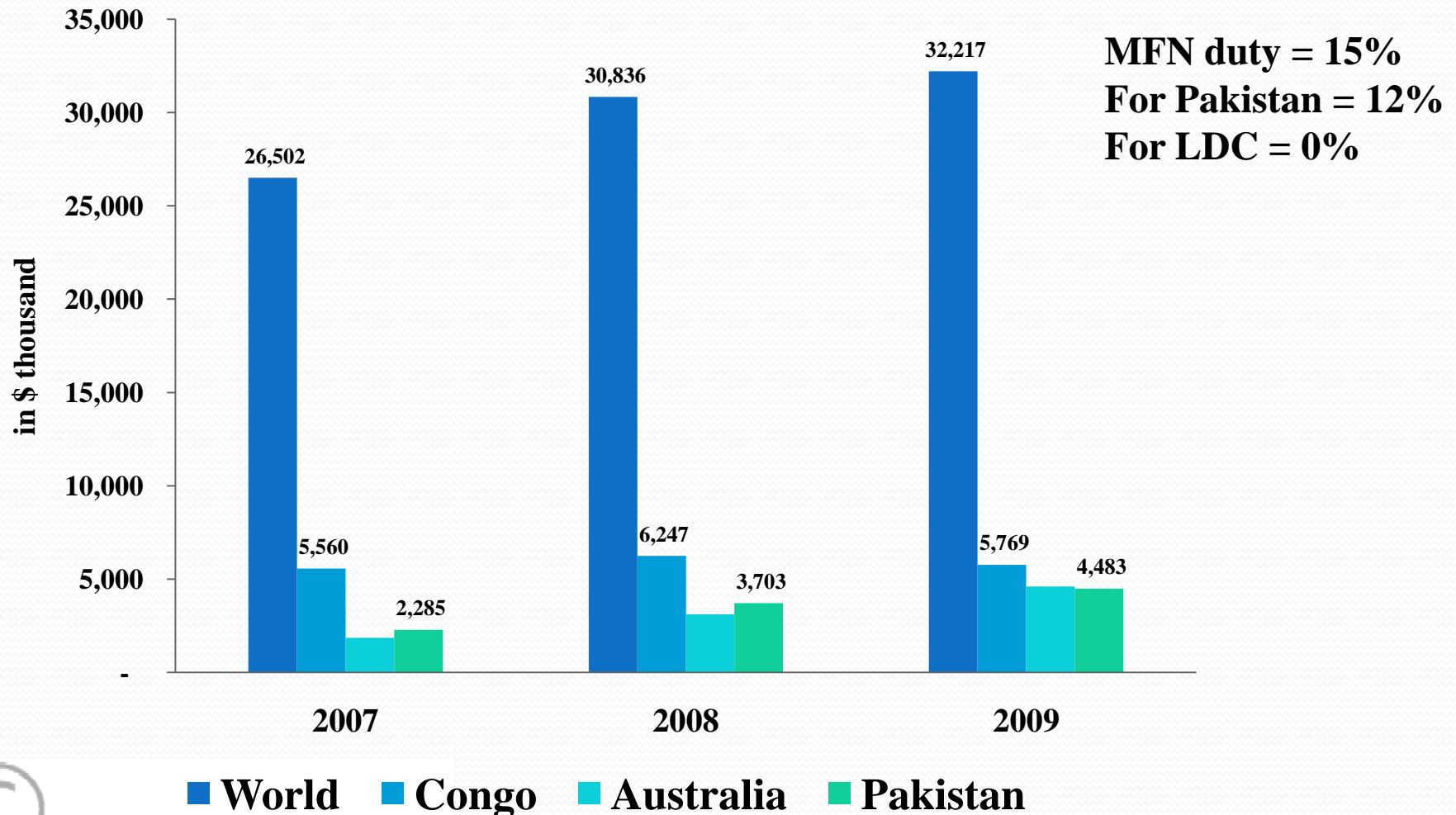
India world import of "Disodium carbonate" HS 283620



India world import of “Sesamum seeds, whether or not broken” HS 120740



India world import of Plants used in pharm, perf, insect etc nes” HS121190



EXPORTERS TO INDIA (PRAL DATA OF 2008-09)

| S.No. | EXPORTER | ADDRESS | VALUE (\$) |
|--|---|--|-------------------|
| CEMENT | | | |
| 1 | BESTWAY CEMENT LTD | U.B.L BUILDING 5TH FLOOR JINNAH AVENUE ISLAMABAD | 7,621,031 |
| 2 | DG KHAN CEMENT COMPANY LTD | 53-A LAWRENCE RD, LAHORE. | 6,444,062 |
| DATES | | | |
| 1 | LAL SHAHBAZ TRADERS | AGHA QADIR DAD KHAN ROHRI, SUKKUR | 1,713,680 |
| 2 | SOOFI TRADER | SHOP # 44 KHAJUR MARKET KHAIRPUR | 1,528,617 |
| FABRICS | | | |
| 1 | NISHAT MILLS LTD | NISHAT HOUSE 53 A LAWRENCE ROAD LAHORE | 2,095,503 |
| 2 | SAPPHIRE FINISHING MILLS LTD | 212 COTTON EXCHANGE BUILDING I.I.CHUNDRIGAR ROAD KARACHI | 1,029,979 |
| SURGICAL INSTRUMENTS | | | |
| 1 | AMIGO COMMERCIAL WAYS | KARIM PURA ROAD SIALKOT | 292,943 |
| 2 | NADEEM SURGICAL CORPORATION PVT LTD. | SMALL INDUSTRIAL ESTATE, SIALKOT | 171,616 |
| PETROLEUM TOP NAPHTHA | | | |
| 1 | NATIONAL REFINERY LTD | 7-B, KORANGI INDUSTRIAL ZONE, KORANGI, KARACHI. | 58,098,129 |
| 2 | ATTOCK REFINERY LTD | REFINERY P.O.MORGAH RAWALPINDI | 35,005,300 |
| KITCHENWARE AND TABLEWARE | | | |
| 1 | ASIF ZUBAIR AND CO | F-385 SITE KARACHI. | 60,957 |
| 2 | HANIF SHAFIQ ADRESS ENTERPRISES PVT LTD | SHOP NO. 28-40 1ST FLOOR REHMAN CENTRE MANI BAZAR ICHRA, LAHORE. | 31,249 |
| COTTON | | | |
| 1 | DADA SONS PRIVATE LIMITED | 218 219 COTTON EXCHANGE BUILDING I I CHUMDRI GHAR ROAD, KARACHI | 3,328,585 |
| 2 | PACIFIC CHARTERING & TRADING PVT LTD | ROOM NO 11 1ST FLOOR QUALITY ARCADE BC 7 CLIFTON KARACHI | 1,657,669 |
| ETHYLE ALCOHOL & OTHER SPIRIT | | | |
| 1 | UNITED ETHANOL INDUSTRIES LTD | L-173 MODEL TOWN, LAHORE | 336,600 |
| 2 | SHAHMURAD SUGAR MILLS LTD | 96-A SINDHI MUSLIM SOCIETY KARACHI | 326,025 |
| LEATHER | | | |
| 1 | PRIME TANNING INDUSTRIES PVT LTD | G.T.ROAD MURIDKE DISTRICT SHAIKHUPURA | 1,796,284 |
| 2 | KHAS PVT LTD. | PLOT NO 80/1 SECTOR 7-A KORANGI INDUSTRIAL AREA, KARACHI | 1,504,799 |
| ROCK SALT | | | |
| 1 | GEOCON ENG CONTRACTORS DRILLER | H NO E 217 WARD NO 5 KHEWRA DISTT. JHELUM | 164,836 |
| 2 | PAKISTAN MINERAL DEV.CORP.(PVT)LTD | 13 SECTOR H-9 ISLAMABAD | 100,886 |

